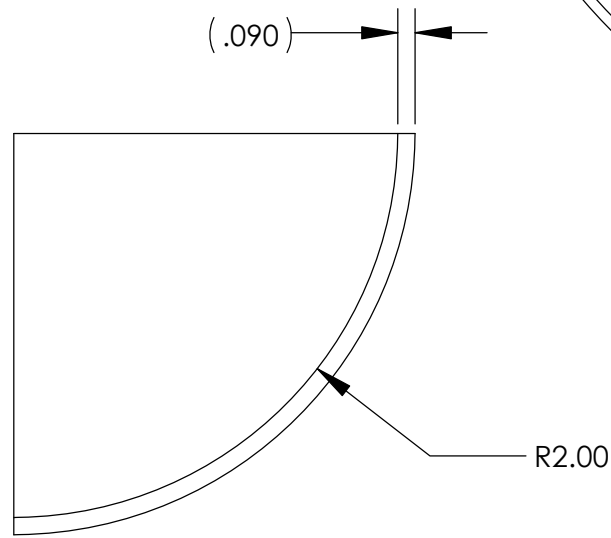
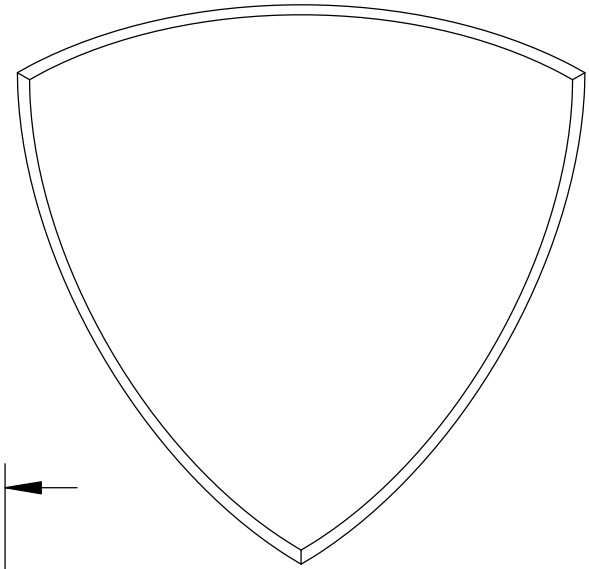
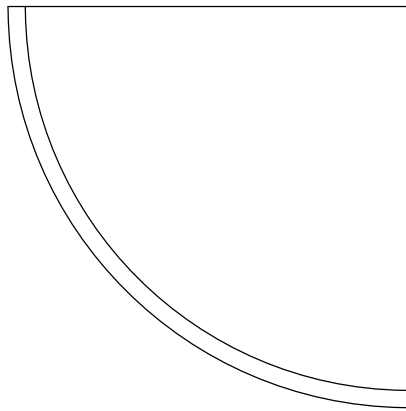
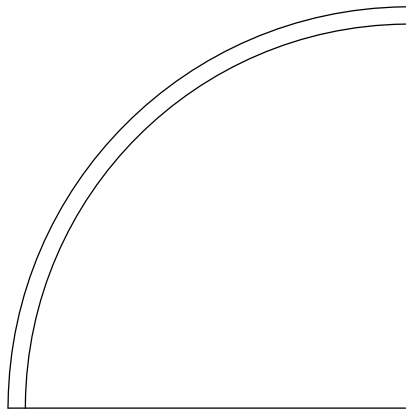


THE INFORMATION CONTAINED IN THIS DRAWING IS THE SOLE PROPERTY OF CORNERFILL®. ANY REPRODUCTION IN PART OR WHOLE WITHOUT THE WRITTEN PERMISSION OF CORNERFILL® IS PROHIBITED.



NOTES: 1. AVAILABLE AT WWW.CORNERFILL.COM

UNLESS OTHERWISE SPECIFIED
DIMENSIONS ARE IN INCHES
TOLERANCES ARE:
FRACTIONS DECIMALS ANGLES
±1/16 .XX ±.03 ± 1°
.XXX ±.010

CAD GENERATED DRAWING,
DO NOT MANUALLY UPDATE

APPROVALS DATE

DRAWN JOHN S. 01-21-2024

CHECKED JPS 01-21-2024

RESP ENG

MFG ENG

QUAL ENG



**WELD IN CORNER 2"
13GA, CRS**

SIZE DWG. NO. REV.
A 400406 A

SCALE CAD FILE: 2" CORNERFILL SHEET 1 OF 1

NEXT ASSY	USED ON
APPLICATION	DO NOT SCALE DRAWING