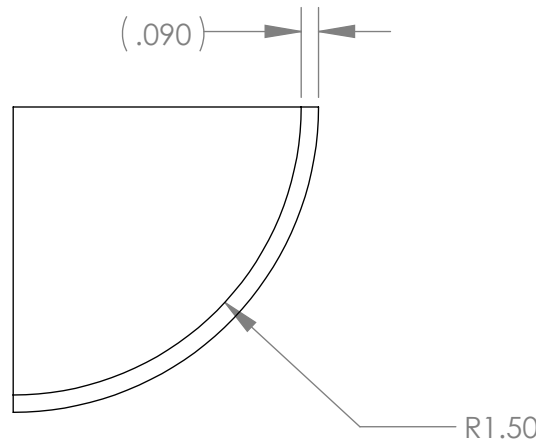
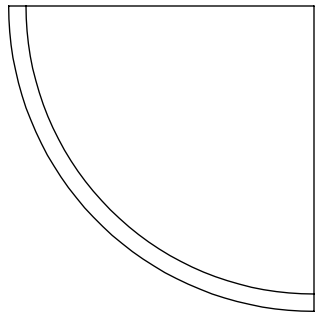
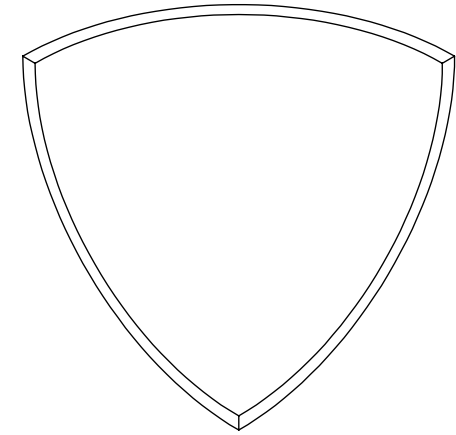
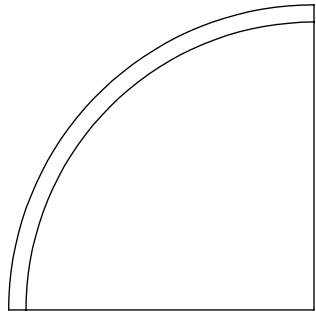


THE INFORMATION CONTAINED IN THIS DRAWING IS THE SOLE PROPERTY OF CORNERFILL®. ANY REPRODUCTION IN PART OR WHOLE WITHOUT THE WRITTEN PERMISSION OF CORNERFILL® IS PROHIBITED.



UNLESS OTHERWISE SPECIFIED
DIMENSIONS ARE IN INCHES
TOLERANCES ARE:
FRACTIONS DECIMALS ANGLES
±1/16 .XX ±.03 ± 1°
.XXX ±.010

CAD GENERATED DRAWING,
DO NOT MANUALLY UPDATE



APPROVALS		DATE
DRAWN	JOHN S.	01-06-17
CHECKED	SS	01-07-17
RESP ENG		
MFG ENG		
QUAL ENG		

WELD IN CORNER 1-1/2"
13 GA CRS

NEXT ASSY	USED ON
APPLICATION	

MATERIAL
13 GA CRS

FINISH
TUMBLE DEBURR

DO NOT SCALE DRAWING

SIZE A	DWG. NO. 300306	REV. A
SCALE	CAD FILE: -300306	SHEET 1 OF 1

NOTES: 1. AVAILBLE AT WWW.CORNERFILL.COM