

THE INFORMATION CONTAINED IN THIS DRAWING IS THE SOLE PROPERTY OF CORNERFILL®. ANY REPRODUCTION IN PART OR WHOLE WITHOUT THE WRITTEN PERMISSION OF CORNERFILL® IS PROHIBITED.

D

C

B

A

D

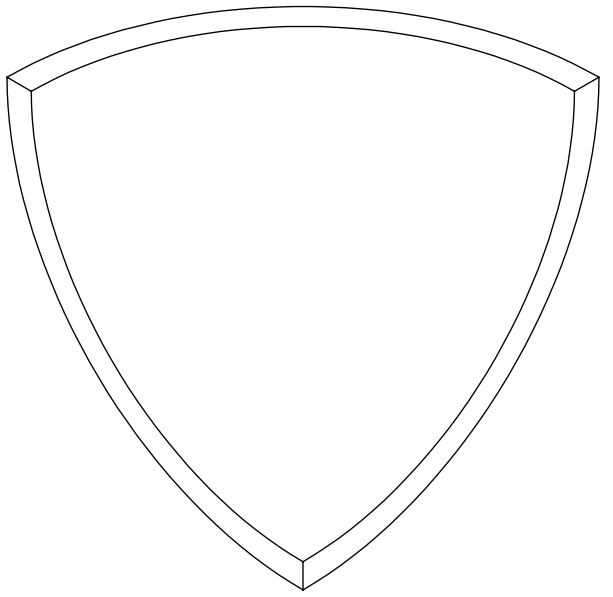
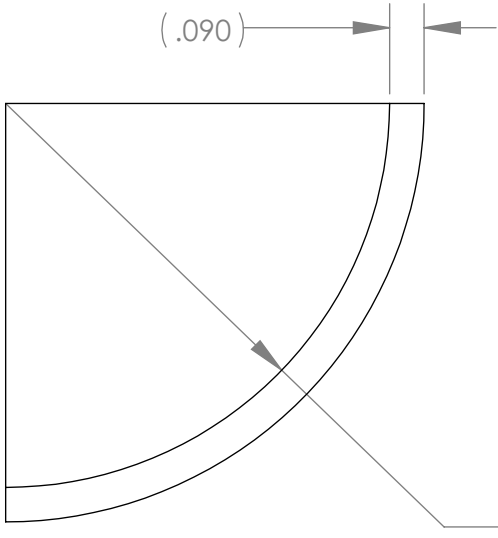
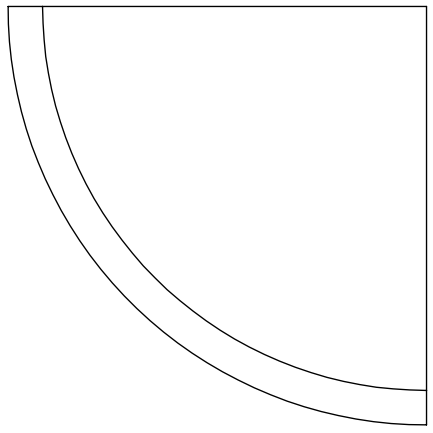
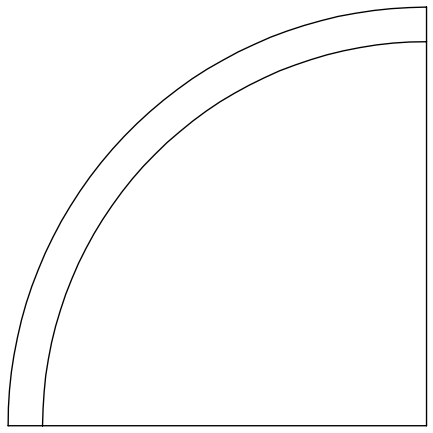
C

B

A

8 7 6 5 4 3 2 1

8 7 6 5 4 3 2 1



UNLESS OTHERWISE SPECIFIED
DIMENSIONS ARE IN INCHES
TOLERANCES ARE:
FRACTIONS DECIMALS ANGLES
±1/16 .XX ±.03 ± 1°
.XXX ±.010

CAD GENERATED DRAWING,
DO NOT MANUALLY UPDATE



NEXT ASSY	USED ON
APPLICATION	

MATERIAL	13 GA CRS
FINISH	TUMBLE DEBURR
DO NOT SCALE DRAWING	

APPROVALS		DATE
DRAWN	JOHN S.	01-06-17
CHECKED	SS	01-07-17
RESP ENG		
MFG ENG		
QUAL ENG		

<p>WELD IN CORNER 1.0" 13 GA CRS</p>		REV.	A
		SIZE	A
DWG. NO.	100306		
SCALE	CAD FILE: -100306	SHEET 1 OF 1	

NOTES: 1. AVAILBLE AT WWW.CORNERFILL.COM