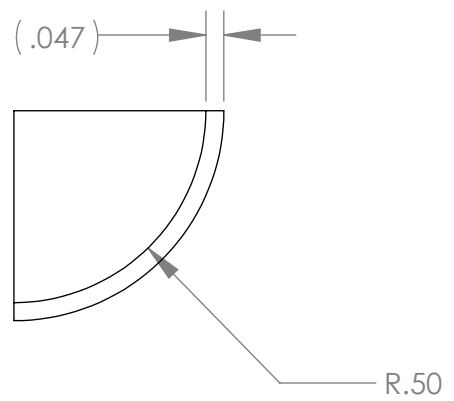
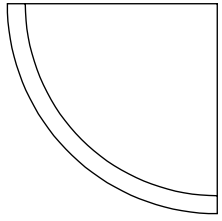
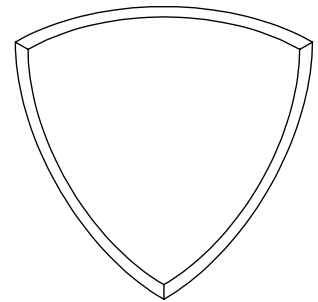
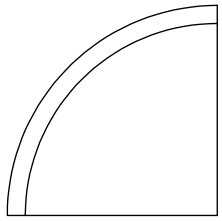


THE INFORMATION CONTAINED IN THIS DRAWING IS THE SOLE PROPERTY OF CORNERFILL®. ANY REPRODUCTION IN PART OR WHOLE WITHOUT THE WRITTEN PERMISSION OF CORNERFILL® IS PROHIBITED.



NOTES: 1. AVAILBLE AT WWW.CORNERFILL.COM

UNLESS OTHERWISE SPECIFIED  
DIMENSIONS ARE IN INCHES  
TOLERANCES ARE:  
FRACTIONS DECIMALS ANGLES  
±1/16 .XX ±.03 ± 1°  
.XXX ±.010

CAD GENERATED DRAWING,  
DO NOT MANUALLY UPDATE



APPROVALS		DATE
DRAWN	JOHN S.	01-06-17
CHECKED	SS	01-07-17
RESP ENG		
MFG ENG		
QUAL ENG		

**WELD IN CORNER 1/2"**  
**18 GA 316 CRES**

NEXT ASSY	USED ON
APPLICATION	

MATERIAL  
**18 GA 316 CRES**  
FINISH  
**TUMBLE DEBURR**  
DO NOT SCALE DRAWING

SIZE A	DWG. NO. 250403	REV. A
SCALE	CAD FILE: -250403	SHEET 1 OF 1