

THE INFORMATION CONTAINED IN THIS DRAWING IS THE SOLE PROPERTY OF CORNERFILL®. ANY REPRODUCTION IN PART OR WHOLE WITHOUT THE WRITTEN PERMISSION OF CORNERFILL® IS PROHIBITED.

D

C

B

A

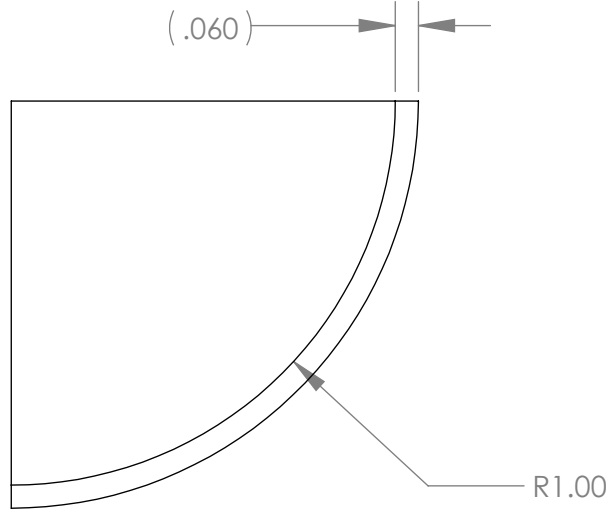
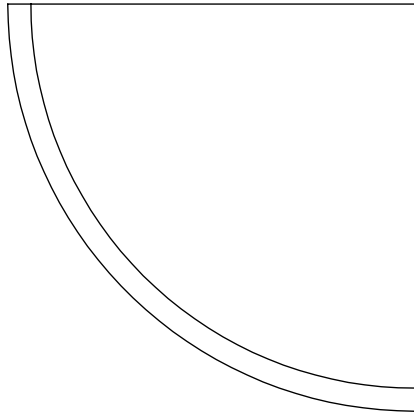

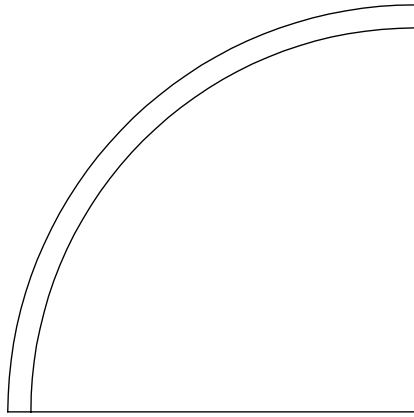
D

C

B

A

8 7 6 5 4 3 2 1



NOTES: 1. AVAILBLE AT WWW.CORNERFILL.COM

UNLESS OTHERWISE SPECIFIED
DIMENSIONS ARE IN INCHES
TOLERANCES ARE:
FRACTIONS DECIMALS ANGLES
±1/16 .XX ±.03 ± 1°
.XXX ±.010

CAD GENERATED DRAWING,
DO NOT MANUALLY UPDATE

APPROVALS		DATE
DRAWN	JOHN S.	01-06-17
CHECKED	SS	01-07-17
RESP ENG		
MFG ENG		
QUAL ENG		



WELD IN CORNER 1.0"
16 GA 316 CRES

NEXT ASSY	USED ON
APPLICATION	

MATERIAL
16 GA 316 CRES
FINISH
TUMBLE DEBURR
DO NOT SCALE DRAWING

SIZE A	DWG. NO. 200504	REV. A
SCALE	CAD FILE: -200504	SHEET 1 OF 1

8 7 6 5 4 3 2 1