

THE INFORMATION CONTAINED IN THIS DRAWING IS THE SOLE PROPERTY OF CORNERFILL®. ANY REPRODUCTION IN PART OR WHOLE WITHOUT THE WRITTEN PERMISSION OF CORNERFILL® IS PROHIBITED.

D

D

C

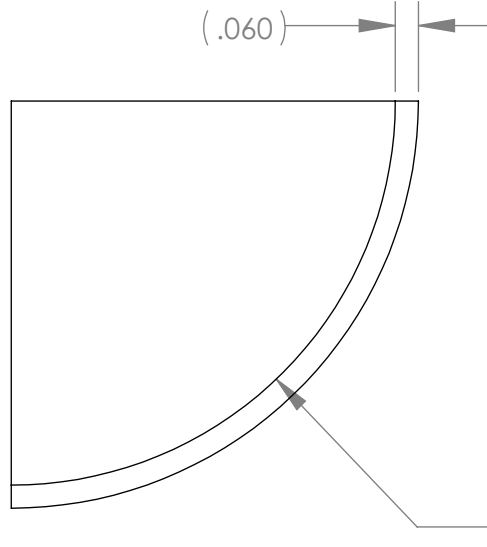
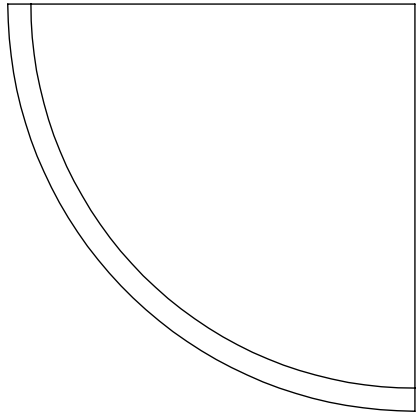

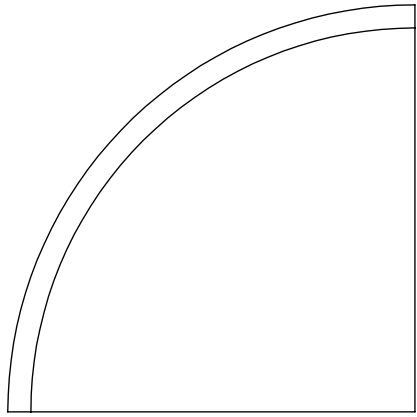
C

B

B

A

A



(.060)

R1.00

NOTES: 1. AVAILBLE AT WWW.CORNERFILL.COM

UNLESS OTHERWISE SPECIFIED  
DIMENSIONS ARE IN INCHES  
TOLERANCES ARE:  
FRACTIONS DECIMALS ANGLES  
±1/16 .XX ±.03 ± 1°  
.XXX ±.010

CAD GENERATED DRAWING,  
DO NOT MANUALLY UPDATE

APPROVALS DATE

DRAWN JOHN S. 01-06-17

CHECKED SS 01-07-17

RESP ENG

MFG ENG

QUAL ENG



**WELD IN CORNER 1.0"**  
**16 GA CRES**

NEXT ASSY	USED ON
APPLICATION	

MATERIAL  
**16 GA 304 CRES**  
FINISH  
**TUMBLE DEBURR**  
DO NOT SCALE DRAWING

SIZE A	DWG. NO. 100504	REV. A
SCALE	CAD FILE: -100504	SHEET 1 OF 1

8 7 6 5 4 3 2 1

8 7 6 5 4 3 2 1