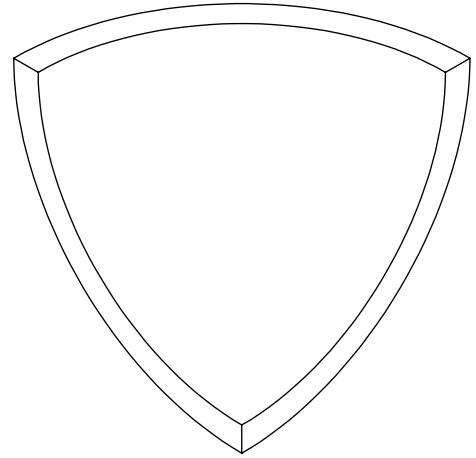
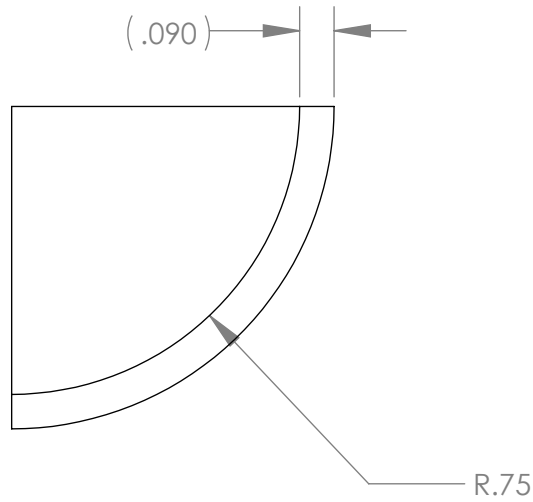
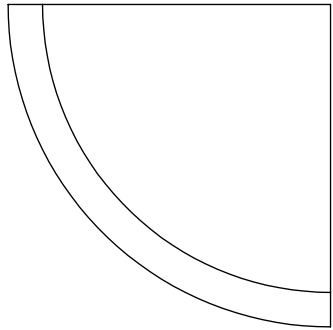
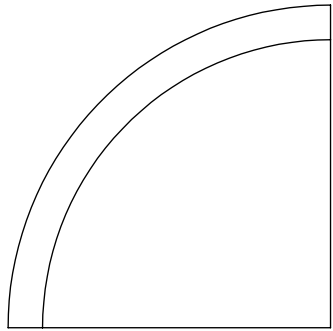


THE INFORMATION CONTAINED IN THIS DRAWING IS THE SOLE PROPERTY OF CORNERFILL®. ANY REPRODUCTION IN PART OR WHOLE WITHOUT THE WRITTEN PERMISSION OF CORNERFILL® IS PROHIBITED.



UNLESS OTHERWISE SPECIFIED  
DIMENSIONS ARE IN INCHES  
TOLERANCES ARE:  
FRACTIONS DECIMALS ANGLES  
±1/16 .XX ±.03 ± 1°  
.XXX ±.010

CAD GENERATED DRAWING,  
DO NOT MANUALLY UPDATE

APPROVALS DATE

DRAWN JOHN S. 01-06-17

CHECKED SS 01-07-17

RESP ENG

MFG ENG

QUAL ENG



**WELD IN CORNER 3/4"**  
**13 GA 304 CRES**

SIZE DWG. NO. REV.  
A 100405 A

SCALE CAD FILE: -100405 SHEET 1 OF 1

NOTES: 1. AVAILBLE AT WWW.CORNERFILL.COM