

THE INFORMATION CONTAINED IN THIS DRAWING IS THE SOLE PROPERTY OF CORNERFILL®. ANY REPRODUCTION IN PART OR WHOLE WITHOUT THE WRITTEN PERMISSION OF CORNERFILL® IS PROHIBITED.

D

C

B

A

D

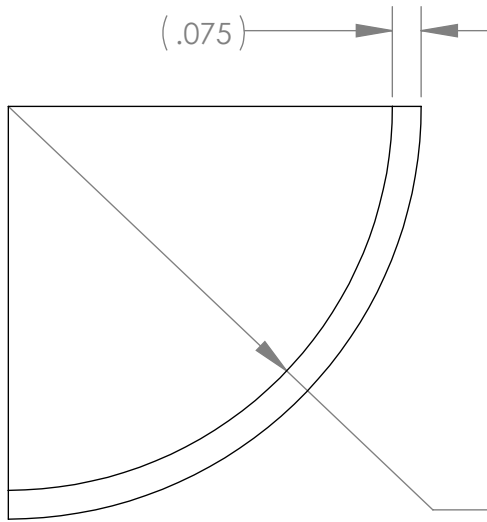
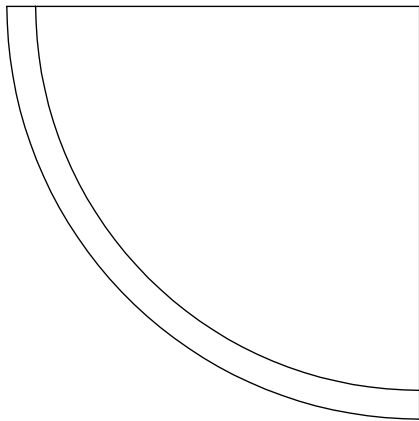
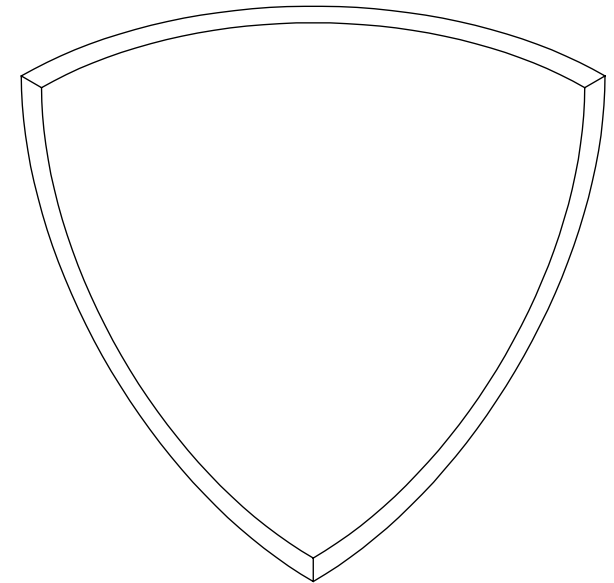
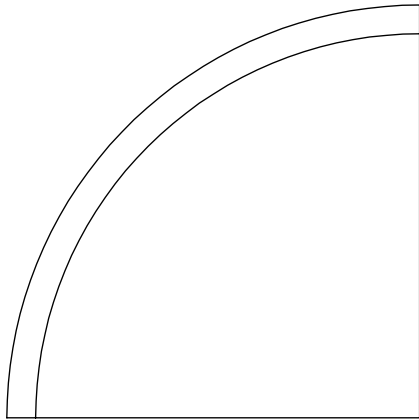
C

B

A

8 7 6 5 4 3 2 1

8 7 6 5 4 3 2 1



(.075)

R1.00

UNLESS OTHERWISE SPECIFIED  
DIMENSIONS ARE IN INCHES  
TOLERANCES ARE:  
FRACTIONS DECIMALS ANGLES  
±1/16 .XX ±.03 ± 1°  
.XXX ±.010

CAD GENERATED DRAWING,  
DO NOT MANUALLY UPDATE

APPROVALS DATE

DRAWN JOHN S. 01-06-17

CHECKED SS 01-07-17

RESP ENG

MFG ENG

QUAL ENG



**WELD IN CORNER 1.0"**  
**14 GA CRS**

SIZE DWG. NO. REV.  
A 100305 A

SCALE CAD FILE: -100305 SHEET 1 OF 1

NOTES: 1. AVAILBLE AT WWW.CORNERFILL.COM

NEXT ASSY	USED ON
APPLICATION	

MATERIAL  
**14 GA CRS**

FINISH  
**TUMBLE DEBURR**

DO NOT SCALE DRAWING